

INTRODUCTION

This circular walk is one of a series in the Hadleigh district which have been developed by local walkers and the Town Council.

The route is clearly marked by green public foot path signs and waymark arrows displaying a circular walk symbol.

The walk is 4.5 miles in length and provides a good opportunity to see the countryside to the east of the town. Allow about 2.5 hours to complete the route and wear sensible footwear in all weather conditions.

HOW TO GET THERE

Hadleigh is an Historic Town and is situated 9 miles west of Ipswich on the A1071 to Sudbury at the junction with the A1141 to Lavenham and the B1070 to Manningtree.

By Road

A1071 from Ipswich. A1141 from Bury St. Edmunds. A12/B1070 from Colchester. A1071 from Sudbury.

By Bus

Eastern Counties Sudbury to Ipswich service Nos. 90, 91, 195 and 196.

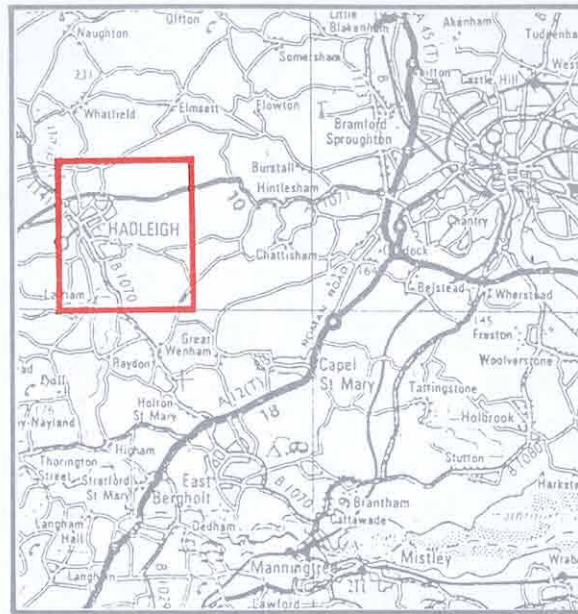
Rules Coaches from Colchester service No. 751. Partridges from Ipswich, Stowmarket and Bury St. Edmunds services 1, 2, 4, 108, 326 and 454.

With thanks to Hadleigh Town Council, local landowners and farmers for their co-operation and to all who walk the paths.

The following Ordnance Survey sheet shows other rights of way in the area: Pathfinder series, Sheet 1030 TM 04/14 Ipswich.

Country Code

- Enjoy the Countryside and respect its life and work.
- Guard against all risk of fire.
- Fasten all gates.
- Keep your dogs under close control.
- Keep to the public paths across farmland.
- Use gates and stiles to cross fences, hedges and walls.
- Leave livestock, crops and machinery alone.
- Take your litter home.
- Help to keep all water clean.
- Protect wildlife, plants and trees.
- Take special care on country roads.
- Make no unnecessary noise.




PARKING

There are ample facilities for parking in the main car park in Magdalen Road.

REFRESHMENTS


Hadleigh has a variety of shops and several public houses.

Illustrations.....Paul Jarvis
Map.....Steve Bull



Keith Avis Printers, Hadleigh (0473) 823131

A CIRCULAR WALK OF 4½ MILES FROM HADLEIGH SUFFOLK



PRODUCED BY THE
HADLEIGH WALKING ASSOCIATION



Suffolk County Council

Financial assistance from Suffolk County Council
and the Countryside Commission through the
Countryside Access
Project is gratefully
acknowledged.

**COUNTRYSIDE
COMMISSION**

